

YOU are more VALUABLE to US, THANKS for choosing



www.goldsun.in

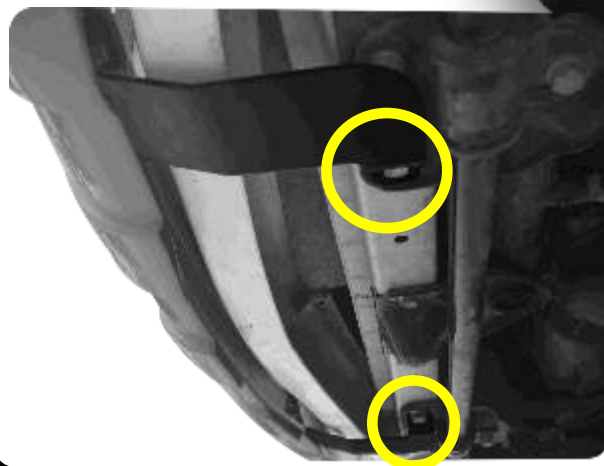
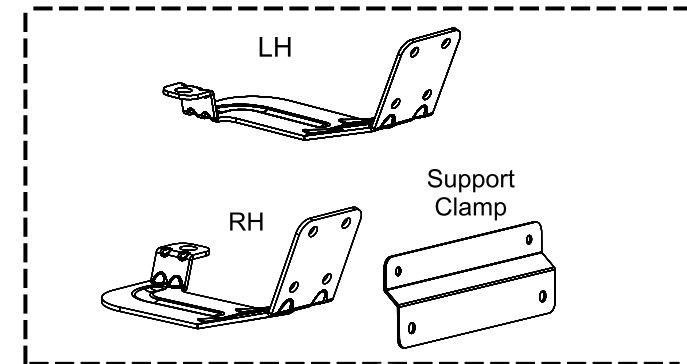

GOLDSUN

PARTS INSTALLATION GUIDE

MODEL : BLUESTYLE
VEHICLE : ZEN ESTILO

FASTENERS KIT

- M8 x 30 mm - Flange Hex Bolt - 2 Nos
- M8 - Flange Hex Nut - 2 Nos
- M6 x 20 mm - Flange Hex Bolt - 2 Nos



Base Clamp RH

Base Clamp LH

NUDGE GUARD

NOTE :

- 1, Mount the Base clamp with Nudge Guard.
- 2, Mount the Support Clamp to Vehicle.
- 3, Mount the Base clamp to the Vehicle as marked in the adjacent Photo.
- 4, Connect the Support Clamp & Nudge Guard.
- 5, Ensure the Center Alignment of the Nudge guard & Tighten the Bolts.