

YOU are more VALUABLE to US, THANKS for choosing



www.goldsun.in



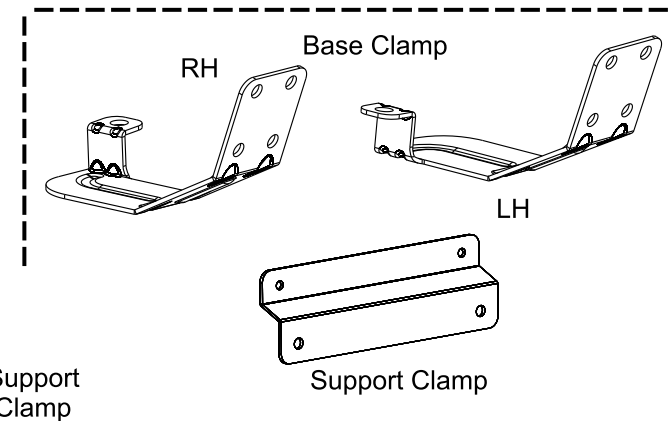
GOLDSUN

PARTS INSTALLATION GUIDE

MODEL : BLUESTYLE
VEHICLE : WAGON R 2008

FASTENERS KIT

M6 x 20 mm	- Flanged Hex Bolt	- 2 Nos
M8 x 30 mm	- Flange Hex Bolt	- 2 Nos
M8	- Flange Hex Nut	- 2 Nos



NOTE :

- 1, Mount the base clamp to the Nudge Guard.
- 2, Mount the Support Clamp to Vehicle as in the above picture.
- 3, Connect the Base clamp to the vehicle as shown in the position marked in the adjacent photo.
- 4, Connect the Support Clamp & the Nudge Guard.
- 5, Ensure the Center Alignment of the Nudge guard & Tighten the Bolts.
- 6, Fix the Number Plate in the Nudge Guard.