

YOU are more VALUABLE to US, THANKS for choosing



www.goldsun.in

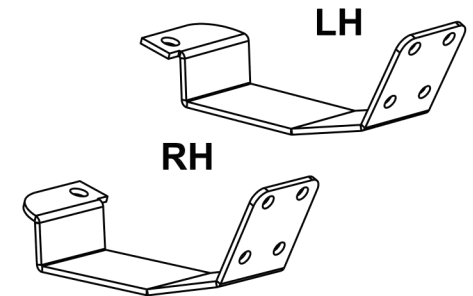
GOLDSUN

MODEL : BLUESTYLE
VEHICLE : EON



FASTENERS KIT

1,	M8 x 30 mm	-	FLANGE HEX BOLT	-	2 Nos
2,	M8	-	FLANGE HEX NUT	-	2 Nos
3,	3/16 x 25 mm	-	SELF TAP SCREW	-	2 Nos

LH & RH BASE CLAMP



SUPPORT CLAMP



INSTRUCTIONS

- 1, Mount the Base Clamp to the Nudge Guard.
- 2, Mount the Support Clamp to Vehicle as in the vehicle picture.
- 3, Mount the Base clamp the vehicle as in the adjacent picture using the bolt available in the vehicle
- 4, Connect the Support Clamp with Nudge Guard.
- 5, Ensure the Center Alignment of the Nudge guard & Tighten the Bolts.
- 6, Fix the Number Plate in the Nudge Guard.